





# A Minibeast Adventure



Let's practise reading all of this week's focus words.



by

dry

shy

fly

door

spy

reply

floor

python

pylon

Now let's practise writing them.

by



Check

Click here to  
start timer

Now let's practise writing them.

fly



Check

Click here to  
start timer

Now let's practise writing them.

reply



Check

Click here to  
start timer

Now let's practise writing them.

pylon



Check

Click here to  
start timer

Now let's practise writing them.

python



Check

Click here to  
start timer

Now let's practise writing them.

door



Check

Click here to  
start timer



Now let's practise writing them.

floor




Check


Click here to  
start timer

Today, we are learning to apply our writing and spelling skills to write and punctuate sentences.





Kit, Sam and Ben were back to their normal size again after their minibeast adventure. They looked at the tiny insects around them.




"I liked being tiny for a bit," said Kit, "but I wouldn't want to stay that way forever."

"No," agreed Sam. "Those ants were scary!"

"Woof!" barked Ben.

“I wonder what Lucy, Billy, Betty and Belinda are doing now?” said Kit. They looked around the garden. “How would we know which ones they are?”






Kit went inside and sat at the kitchen table. “What are you doing?” asked Sam, following him.  
“I’m just making a book about our adventure,” Kit replied.

# A Minibeast Adventure

Kit is making a book about his minibeast adventure.  
Can you write sentences to match his pictures?





Write the sentence on a whiteboard or piece of paper so you can make the improvements the children suggest.

X



Click me for Kit's teaching tips!






Kit and Sam met a butterfly.

Do you think it is an interesting or exciting sentence?

With your talk partner, talk about one change you could make to improve the sentence. Maybe you could...

- add an adjective?
- extend the sentence?
- add a noun phrase?

Write your improved sentence on your whiteboard with your talk partner. Share your ideas and as a class share write a new improved sentence.





# Boring to Brilliant

The aim of this game is to keep improving the sentence – just like we've done together. Children can either work in a pair or as two pairs together.



Write a sentence about the picture (as an individual or as talk partners). Remember to use punctuation.



Pass the whiteboard to your partner (or other pair).

Read the sentence. Check it is punctuated correctly and makes sense.

Make an improvement.

Add an adjective.



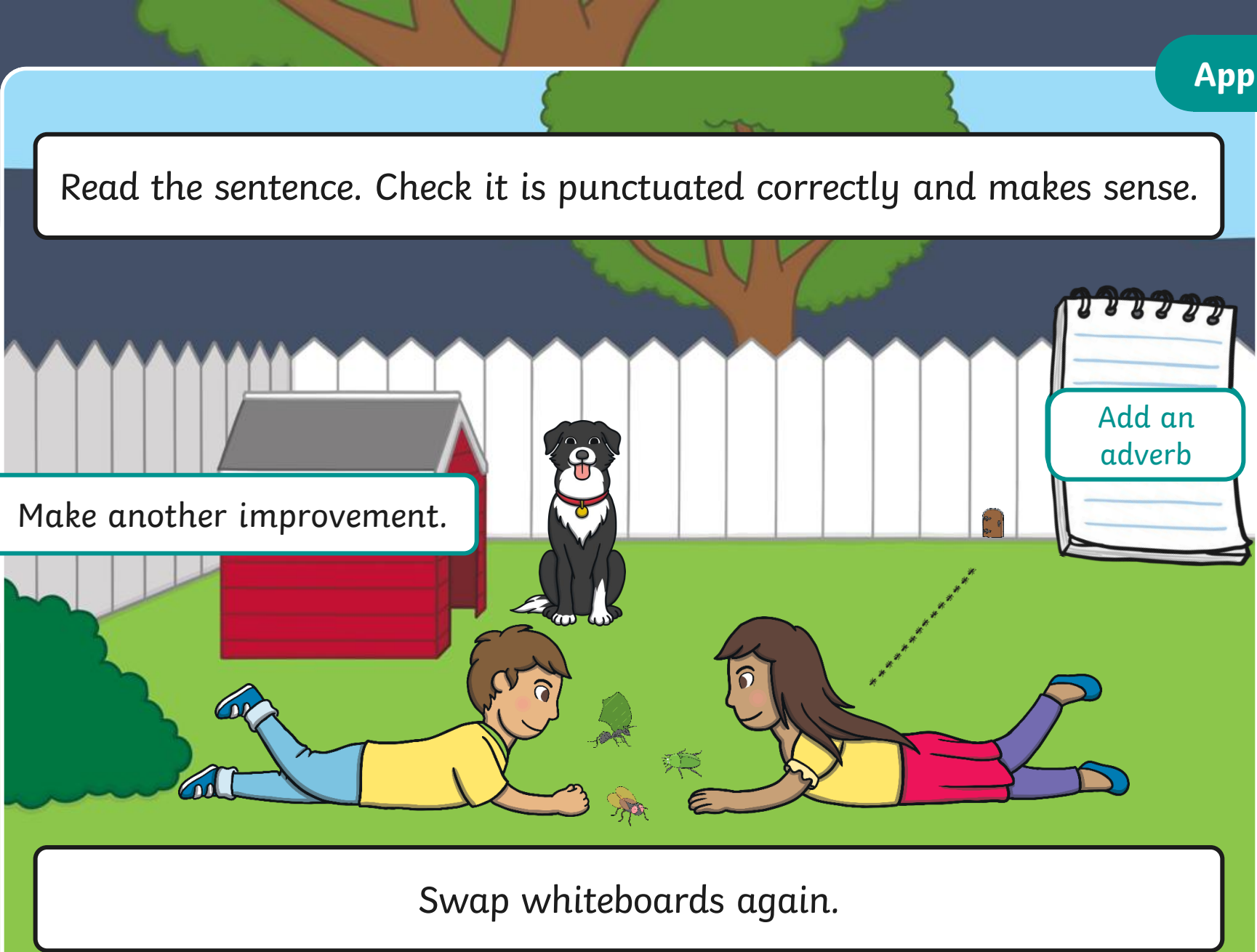
Swap whiteboards back.

Read the sentence. Check it is punctuated correctly and makes sense.

Make another improvement.

Add an  
adverb

Swap whiteboards again.



Read the sentence. Check it is punctuated correctly and makes sense.

Make another improvement.

Extend the sentence.



Compare the new sentence to the original one.  
Share your amazing new sentence with your class.


Write an amazing sentence for this picture. Use ambitious and interesting vocabulary, correct punctuation and correct spelling. Remember to use our Spelling Strategy to help you spell your interesting words.

Clap out they syllables

Spell one syllable at a time

Use the graphemes and rules that you know

Are there any tricky word spellings or other spelling that you know that you can use to help you?





Share your sentence with your partner or as a whole class.



This is a good opportunity to share ambitious vocabulary and identify which words the children have spelt correctly or parts of words that children have spelt correctly.



Click me for Kit's teaching tips!

Today, we have applied our writing and spelling skills to write and punctuate sentences.

